



## Helping your child with division

Fourth Class

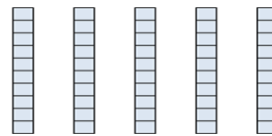
When your child is in fourth class he/she will learn to do short division as sharing. This tip sheet shows you how your child might divide the number 257 by 3.

- Let's pretend that we want to share 257 sweets equally between 3 children. Your child might write this as:  $3 \overline{)257}$

2 hundreds



5 tens

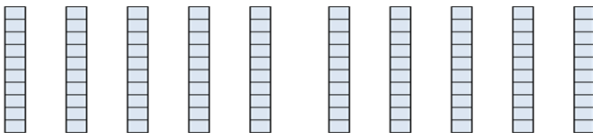


7 units

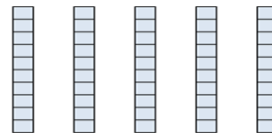


- First I will try to share the hundreds between the children. As I cannot share 2 hundreds *equally* between 3 children, I will exchange the 2 hundreds for 20 tens.

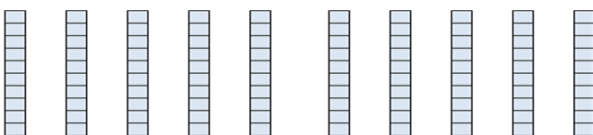
20 tens



5 tens



7 units

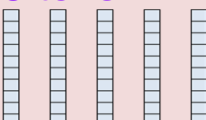


- In total I now have 25 tens to share.  $3 \overline{)257}$

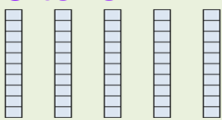
- I share the 25 tens equally among the 3 children. Each child gets 8 tens each. (That uses up 24 of my tens). There is one ten left over.  $3 \overline{)257}$

8

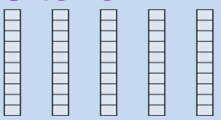
8 tens



8 tens



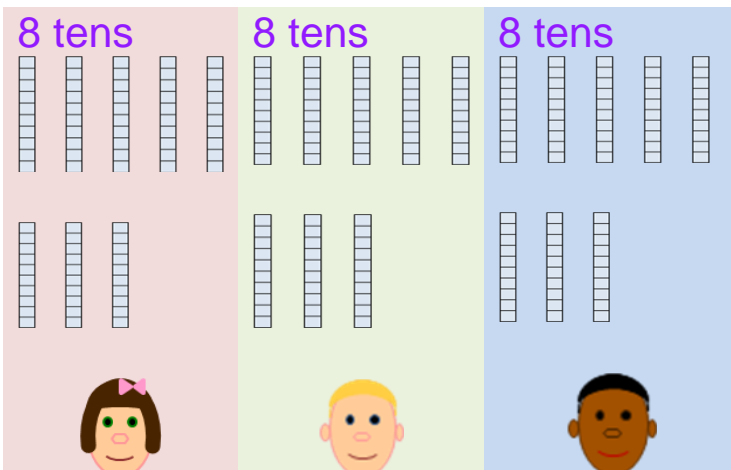
8 tens



1 ten



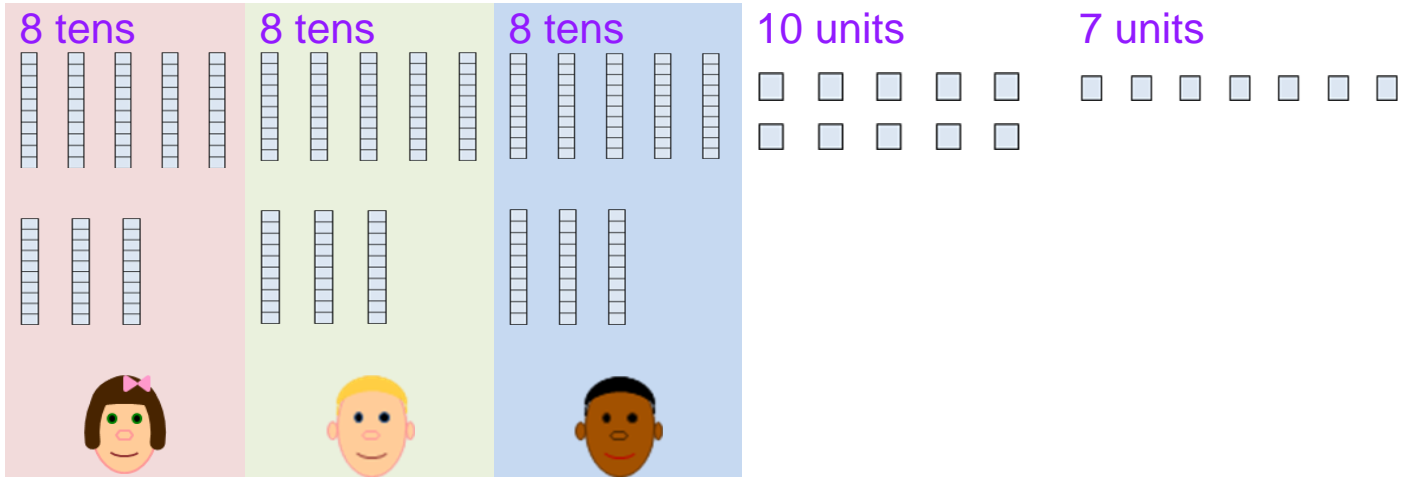
7 units



# Information for parents

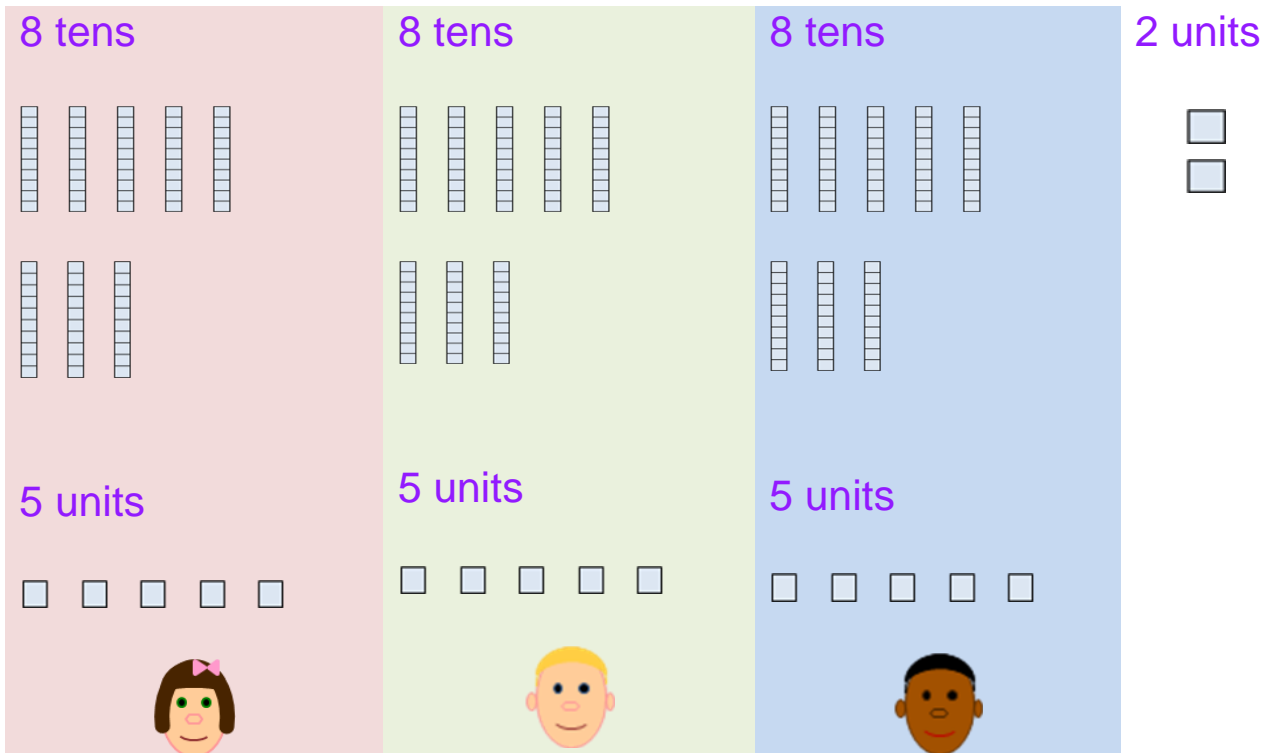
- I can exchange the one remaining ten for 10 units. That gives me a total of 17 units that I now have to share.  $3 \overline{) 257}$

8



- If I share 17 units equally between the three children, each child gets 5 units each. (That uses up 15 of my units) and there are 2 units left over.

- Your child might write this as:  $3 \overline{) 257}$   
85



- If I share 257 sweets equally between 3 children, each child gets 85 sweets with 2 sweets left over. This is called a remainder of 2.

$$3 \overline{) 257}$$

85 R. 2